



# Sonoran Stonecrete

2025 Catalog

[www.sonoranstonecreteaz.com](http://www.sonoranstonecreteaz.com)

*Sonoran Stonecrete is proud of both our products and our pricing, but also the honor of servicing the construction, landscape and interior design communities as a new source for high quality and beautiful fiberglass planters for both interior and exterior applications.*

## *Some important aspects of using our fiberglass are:*

- \* Lightweight - a fraction of the weight of concrete planter's huge savings on labor costs*
- \* Labor Savings- no need for a crane or small army of workers to set in place now more work completed with less labor needed*
- \* Durability - will outlast concrete and you won't have to worry about any cracking or weeping*
- \* Longevity - can be refinished if color palette changes*
- \* Quality - we use the very best materials to ensure a water tight product*
- \* Heat resistant - will not radiate heat as concrete does*





*Interior*

*Exterior*





# Essex Series

Dimensions					
Product	Width	Height	Base	ID	Weight (lbs)
Essex-M	11.5"	22"	8.5"	9"	5.85
Essex-L	15.5"	30"	11"		9.12
Essex - XL	19"	33"	14"	16"	18

# Wave Planter



Dimensions				
Product	Width	Height	Base	Weight (lbs)
VFW1614	16"	14"	13"	8.5
VFW16	16"	36"	10"	23.5







## *Vase Planters*



[www.sonoranstonecreteaz.com](http://www.sonoranstonecreteaz.com)  
602-258-6302



# Vase Planters Dimensions

VF-24 - Red Bay

Dimensions					
Product	Width	Height	Base	I.D.	Weight (lbs)
VF-S	15"	24"	11"	12"	7.5
VF-M	17.5"	32"	13"	14.5"	18
VF-L	20"	40"	14"	17"	22
VF-XL	24"	48"	18"	20.5"	40
VF2022	20"	22"	16.5"	17"	14
VF24	24"	30.5"	20"	20.5"	25
VF3034	30"	34"H	24"	25"	35

VF-XL Rubbed Bronze

5A

[www.sonoranstonecreteaz.com](http://www.sonoranstonecreteaz.com)

602-258-6302



# *Tapered Vase Planters*





# *Tapered Vase Planter Dimensions*



Dimensions					
Product	Width	Height	Base	I.D.	Weight (lbs)
SQF6	6"	4"	5"	4"	1.2
SQ8	8"	7.5"	6.5"	6.25"	1.2
TV7.5	7.5"	20.5"	4.5"	5.50"	5
TVF-S	14"	23"	10.25"	11.5"	6.5
TVF-M	14.75"	28"	10.25"	11.75"	8.5
TVF-L	15.5"	35"	10.5	12.5"	9





Dimensions				
Product	Diameter	Height	ID	Weight (lbs)
SOP2731	27"	31"	23"	17
SOP2023	20"	23"	16"	11
SOP1518	15"	18"	12"	7



# *Newport Series*





# Newport Series Dimensions

Dimensions					
Product	Diameter	Height	Base	I.D.	weight
NPF8	8"	7"	5.25"	7"	1.6
NPF11	11.25"	9.75"	8"	9"	2.8
NPF13	13"	11.25"	9"	11"	3.8
NPF18	17.75"	15"	12"	14.75"	5.6
NPF21	21.25"	18.25"	14.5"	18"	8
NPF23	23.5"	21.75"	16.5"	20.5"	15
NPF28	28"	25.25"	19"	24"	16.4





# Concord Series



Faux Concrete

Dimensions					
Product	Diameter	Height	Base	ID	Weight (lbs)
Concord -M	22"	19"	13"	18"	12
Concord - L	27.5"	24"	15"	22"	18



English Leather

# Round Vase



Dimensions					
Product	Diameter	Height	Base	ID	Weight (lbs)
VFR14	14"	14"	6"	10"	5
VFR1410	14"	10"	7"	10.5"	4.5
VFR16	16"	12"	8"	12.5"	5



# Cancun Series

## Dimensions

Product	Length	Height	Width	Weight (lbs)
Cancun	21"	8.25"	11.25"	3.6
Cancun Mini	18.5"	4.5"	9.75"	4



*Faux Concrete Finish*

# Beautiful Urn

## Dimensions

Product	Width	Height	Base	Weight (lbs)
URN Large	15.5"	35.5"	9"	17.2







*Lindsey Series*





Dimensions

Product	Diameter	Height	Base	I.D.	weight
LF-S	15.5"	24"	11"	13.5"	7.4
LF-M	16"	29"	11"	13.25	8.4
LF-L	17"	36"	12.25"	13.75	9.4
LF-XL	17"	43"	12"	13.5"	12.2





# The RIO

Dimensions					
Product	Length	Height	Width	ID	Weight (lbs)
RIO	20.5"	29.5"	10.75"	8.5"W	17.8



# Athens Series



Dimensions					
Product	Width	Height	Base	ID	Weight (lbs)
Athens-M	14.5"	20"	8.5"	11.5"	11
Athens-L	18.5"	25.5"	10.5"	15"	15



# *Brooks Series*





# Brooks Series Dimensions



Dimensions					
Product	Wide	Height	Base	I.D.	weight
Brooks -S	11"	18"	6.5"		5.4
Brooks-M	14.5	23"	9"	11.5"	8
Brooks- L	18"	28.5"	11.5"	15"	12.5
Brooks 2721	27"	21"	14"	24"	13.25
Brooks 3627	36"	27"	23"	32"	30





# Tall Rolled Rim Bell Planters



Dimensions					
Product	Diameter	Height	Base	ID	Weight (lbs)
TBRR25	25"	27.5"	15"	22"	18
TBRR30	30"	30"	18.5"	26"	20



# ***Lauren Series***






# Lauren Series Dimensions



## Dimensions

Product	Diameter	Height	Toe Kick	ID	Weight (lbs)
LRF13	13"	11"	11"	11"	4.2
LRF16	16"	14"	13"	13.5"	5
LRF18	18"	15.5"	14"	15"	6.5
LRF19	19"	20"	17"	17"	9.8
LRF25	25"	23"	22"	23.25"	16
LRF3030	30"	30"	27"	25"	28
LRF3630	36"	30"	32"	31"	32
LRF4236	42"	36"	36"	37"	47
LRF4836	48"	36"	45"	41"	50



[www.sonoranstonecreteaz.com](http://www.sonoranstonecreteaz.com)  
602-258-6302

15A



# Capri Series



Dimensions					
Product	Width	Height	Base	ID	Weight (lbs)
Capri 15	15"	18"	17"	13.25"	6.5



# *Manhattan Series*



**Manhattan Large - Midnight Plum**



# Manhattan Series Dimensions



Dimensions				
Product	Width	Height	ID	Weight (lbs)
Manhattan - M	35.5"	23.5"	30"	35
Manhattan - L	47"	31.5"	42"	75





# *Classic Square Planters*





# Classic Square Dimensions

Dimensions							
Product	Wide	Height	Base	I.D.	Toe Kick	weight	Saucer/Match
CSF1010	10"	10"		8.5"		3.5	SQF15
CSF1224	12"	24"		9"		10	SQF15
CSF1236	12"	36"		9"		12.5	SQF15
CSF1248	12"	48"		9"		15	SQF15
CSF1616	16"	16"		13"		9	SQF21
CSF2020	20"	20"		18.5"		13	SQF21
CSF2042	20"	42"		17"		30	SQF24
CSF2420	24"	20"		21"		15	SQF28
CSF2424	24"	24"		21"		20	SQF28
CSF2442	24"	42"		21"		36	SQF28
CSF2812	28"	12"		24.5"		20.8	SQF32
CSF2828	28"	28"		24.5"		25	SQF32
CSF3630-TK4	36"	30"		30"	4"	80	
CSF3636-TK1	36"	36"		30"	1"	75	
CSF4040	40"	40"		34"		85	
CSF4440	44"	40"		39.5"		92	
CSF4824	48"	24"		40"		25	
CSF4836	48"	36"		40"		120	
CSF4836-TK4	48"	36"		40"	4"	126	
CSF4848-TK1	48"	48"	46"	42"	1"	141.5	
CSF6042	60"	42"		52"		215	
CSF6042-TK4	60"	42"		52"	4"	222	
CSF7248	72"	48"		66"		300	



# Southwest Series



### Dimensions

Product	Width	Height	Base	Weight (lbs)
SWF21	21"	17"	10.5"	9
SWF24	24"	20"	11.5"	15
SWF27	27"	21"	13.75"	17
SWF33	33"	26.5"	16.5"	29





***Beautiful Rectangular Planters***



[www.sonoranstonecreteaz.com](http://www.sonoranstonecreteaz.com)  
602-258-6302



# Rectangular Planter Dimensions

Dimensions						
Product	Length	Height	Width	I.D.	Toe Kick	weight
RMF13 - Mini Rectangle	13"	4"	9"	11.5"x7.5"		2.5
RMF17-Mini Rectangle	17"	5.5"	11"	15.5"x9.75"		4
CRF182712	18"	27"	12"	15"x9"		17
CRF200504	20"	5"	4"			2.5
CRF31	31"	7.5"	8"	29.75x6.5"		6
CRF362414	36"	24"	14"	33"x10"		21
CRF362424	36"	24"	24"	33"x21"		30
CRF363624	36"	36"	24"	31"x19"		45
CRF364224 -TK4	36"	42"	24"	31"x19"	4"	50
CRF36Tall	36"	36"	13"	33"x11"		25
CRF424710	42"	47"	10"	39"x7"		36
CRF482024	48"	20"	24"	45"x21"		38
CRF482410	48"	24"	10"	45"x7"		22
CRF482416	48"	24"	16.5"	45"x13.5"		75
CRF482424	48"	24"	24"	45"x21"		42
CRF483024	48"	30"	24"	45"x21"		50.5
CRF483618	48"	36"	18"	45"x14.5"		63
CRF483624	48"	36"	24"	44"x19"		65
CRF484224 - TK4	48"	42"	24"	45"x21"	4"	85
CRF601518	60"	15"	18"	57"x15"		32
CRF602424	60"	24"	24"	57"x19"		57
CRF603018	60"	30"	18"	57"x14.75"		62
CRF603018-CURVED	60"	30"	18"	57"x14.75"		65
CRF604024	60"	40"	24"	57"x19"		85
CRF604224-TK4	60"	42"	24"	54"x19"	4"	96
CRF683412	68"	34"	12"	65"x9"		50
CRF721414	72"	14"	14"	69"x15"		30
CRF721812	72"	18"	12"	69"x9"		31
CRF722024-TK4	72"	20"	24"	69"x19.5"	4"	50
CRF723018	72"	30"	18"	69"x14.75"		75
CRF723024-TK1	72"	30"	24"	69"x19.5"	1"	95
CRF723624	72"	36"	24"	69"x19.5"		98
CRF724224-TK4	72"	42"	24"	69"x19"	4"	105
CRF962424	96"	24"	24"	92"x21"	1"	90
CRF963024-TK1	96"	30"	24"	92"x21"	1"	104
CRF963024-TK4	96"	30"	24"	90"x19"	4"	126
CRF963624	96"	36"	24"			120
CRF964224-TK4	96"	42"	24"	90"x19"	4"	155
CRF1201836	120"	18"	36"	117"x33"		100
CRF1204224	120"	42"	24"	115"x19"	4"	265





# *Sphere Planters*

**Honorable Blue**



# Sphere Planters Dimensions

Dimensions				
Product	Diameter	Height	ID	Weight (lbs)
Sphere 24	24"	24"	11"	11.2
Sphere 36	36"	36"	17.75"	24

Well-Bred Brown



# *Valencia Series*



# Valencia Series Dimensions



## Dimensions

Product	Width	Height	Base	Weight (lbs)
VAL3535	35"	35"	29"	40
VAL3624	36"	24"	16"	20





# ***Baja Series***





# *Baja Series Dimensions*

Dimensions					
Product	Diameter	Height	Base	ID	Weight (lbs)
Baja 303218	30"	32"	18.5"	23"	23
Baja 361819	36"	18"	19"	26"	26
Baja 483631	48"	36"	31"	36"	45
Baja 504236	50"	42.5"	36"	39"	75
Baja 504834	50"	48"	34"	39"	81



# *Pueblo Series*



**Dimensions**

Product	Diameter	Height	Base	ID	Weight (lbs)
Pueblo - L	19"	15"	12"	16"	4
Pueblo - M	14.5"	12"	8"	11"	3

# *Prescott Series*



**Dimensions**

Product	Diameter	Height	Base	ID	Weight (lbs)
Prescott-L	19"	15.5"	12"	16"	8
Prescott-M	15.5"	11.75"	8"	12.25"	6
Prescott-S	12"	9.5"	5"	9"	4



# *Living Walls & Hedges*





# *Beautiful Trellis's*



**Dripped Bronze**



# *More Beautiful Trellis's*







## *Beautiful Huge Wok Bowl*

Dimensions				
Product	Diameter	Height	Base	Weight (lbs)
WF120	120"	18"	36"	160





# Round Wok Bowls



Dimensions				
Product	Diameter	Height	Base	Weight (lbs)
WF21	21"	6.5"	12.5"	8
WF27	27"	9.5"	11"	6.5
WF33	33"	11"	19.8"	9.5
WF42	42"	12"	12"	18.2
WF46	46"	15.5"	20"	26



# *Poolside Day or Night*





# Scuppers



Square Scupper Dimensions					
Product	Diameter	Height	Base	Spill	Weight (lbs)
WFS27Scupper	27"	8"	10"	7"	10
WFS33Scupper	33"	10"	13"	8"	16



Round Scupper Dimensions					
Product	Diameter	Height	Base	Spill	Weight (lbs)
WF21Scupper	21"	6.8"	12.5"	4"	8.3
WF27Scupper	27"	9.5"	12.5"	6"	14
WF33Scupper	33"	11"	19.5"	6"	18



# Roma Bowls



### Dimensions

Product	Diameter	Height	Base	Weight (lbs)
WF21	21"	6.5"	12.5"	8
WF27	27"	9.5"	11"	6.5
WF33	33"	11"	19.8"	9.5
WF42	42"	12"	12"	18.2
WF46	46"	15.5"	20"	26

# Pompeii



### Dimensions

Product	Diameter	Height	Base	Weight (lbs)
WP27	27"	12"	12"	8.5



# Square Wok Bowls & Spring Bowls



Dimensions				
Product	Width	Height	Base	Weight (lbs)
WSF27	27"	7"	11"	10.6
WSF33	33"	10"	13"	15
WSF48	48"	12"	18.5"	31

**Faux Concrete**



Dimensions					
Product	Diameter	Height	Base	ID	Weight (lbs)
SBF12	12"	5"	7.5"	11.5"	2
SBF17	17"	6"	9"		2.6
SBF20	20"	8"	11.5"		4.8
SBF24	24"	9"	12.5"	21.5"	18.2
SBF28	28"	11.5"	14"	25.25"	8.4



# Need Water?? Reservoir Systems



Product	Dimensions			Weight (lbs)
	Length	Height	Width	
Rectangle 15"	15"	7"	7"	7
Rectangle 18"	18"	6"	7"	8
Rectangle 40"	40"	7"	13"	27
Rectangle 56"	56"	7.5"	13"	30
Square 20"	20"	20"	12"	9
Square 30"	30"	30"	12"	13.5
Square 40"	40"	40"	12"	18





Dimensions					
Product	Dia	Height	Width	ID	Weight (lbs)
SRF15 (Round)	15"	2"		11.5"	
SRF19 (Round)	19"	2.5"		15"	
SRF21 (Round)	21"	3"		15.5"	
SRF23 (Round)	23"	3"		19"	8
SRF27 (Round)	27"	3"		24"	9.5
SRF40 (Round)	40"	3"		35.5"	19
FR11 (Fits Essex Med)	11"	2"			1.5
FR16 ( Fits Essex L & XL)	16"	2"			2.6
<b>Square Saucers</b>					
SQF15	15"	2.5"	15"	12.5"	3.2
SQF17	17"	3"	17"	15"	5
SQF21	21"	3"	21"		7
SQF24	24"	3"	24"	21"	8.5
SQF28	28"	3"	28"	25.5"	11.5
SQF32	32"	3"	32"	28.5"	12.5
<b>Rectangular</b>					
RSF39 (Fits CRF36)	39" L	3"	17"	37"	12.5



# Trash and Ash Containers



**Baja Trash**



Dimensions				
Product	Width	Height	Base	Weight (lbs)
TRF29T	29"	31"		28
TRF29TA	29"	31"		31
TRF24T	24"	33"		
TRF24TA	24"	33"		
Baja Trash	30"	32"	18"	25
VFTA2035	20"	35"	14.5"	20
Essex Ash	11.5"	22"	8.5"	
AUF12	12"	22"	9"	



**VFTA2035**



**TRF29T**



# *Ash Containers*

*Essex Ash Urn*



*AUF12*



# *Fountains*





# COLORS



Black




Gray Matters



Grizzle Gray



Extra White



Antique White



Honorable Blue



Lime



Evergreens



Midnight Plum



Navel



Fine Wine



Red Bay



Confident Yellow



Black Bean



Well-Bred Brown



# COLORS



Charcoal




Silver



Kudelski Blue



Faux Concrete



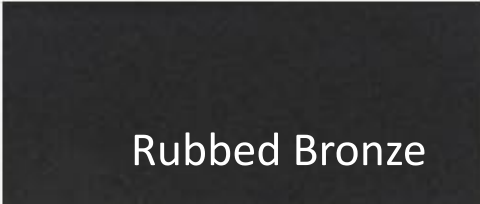
Dripped Bronze



Coco



Really Teal



Rubbed Bronze



Portico





**[www.sonoranstonecreteaz.com](http://www.sonoranstonecreteaz.com)**

**602-258-6302**

**[info@sonoranstonecreteaz.com](mailto:info@sonoranstonecreteaz.com)**